



District Report Card: 2017


State: West Bengal	District: Murshidabad
Class: 8	Subject: Language
Schools: 51	Students: 1112


Participation/Coverage


Students

<div>GENDER</div> <div></div>	Boys		Girls	
	Number	%	Number	%
	387	34.80	725	65.20

<div>AREA</div> <div></div>	Rural		Urban	
	Number	%	Number	%
	1030	92.63	82	7.37

<div>CATEGORY</div> <div></div>	SC		ST		OBC		GEN	
	Number	%	Number	%	Number	%	Number	%
	202	18.17	14	1.26	217	19.51	679	61.06

<div>CWSN</div> <div></div>	LD	VI	HI	S&LD	ID	Oth
	0	1	1	3	1	7

<div>Management</div> <div></div>	Government		Government-aided	
	Number	%	Number	%
	1112	100.00	0	0.00

Average Performance of Students in Language (%)

Overall	Gender		Area		Management		Social Group			
	Male	Female	Rural	Urban	Govt.	Aided	SC	ST	OBC	GEN
59.24	60.22	58.71	59.07	61.30	59.24	0.00	60.00	56.67	65.62	57.03

Performance on Learning Outcomes (LOs)

Learning Outcomes	Description	Average Performance(%)
L813	Read textual/non-textual materials with comprehension and identifies the details, characters, main idea and sequence of ideas and events while reading	59.24

Range of Performance of Students who Answered Correctly							
Below 30%		30% - 50%		50% - 75%		Above 75%	
Number	%	Number	%	Number	%	Number	%
148	13.31	228	20.50	437	39.30	299	26.89

Lowest Performing Learning Outcomes (LOs)

1 - Read textual/non-textual materials with comprehension and identifies the details, characters, main idea and sequence of ideas and events while reading (59.24)